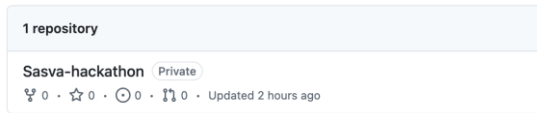


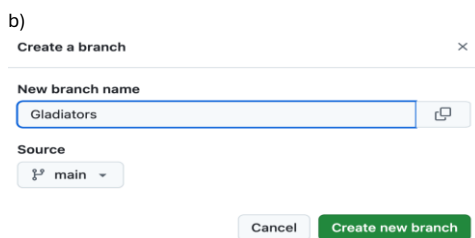
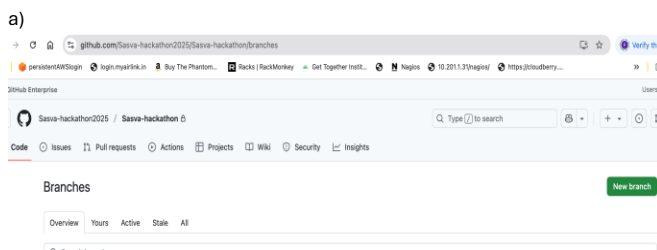
## Steps to Create a Fine-Grained Personal Access Token in Corporate GitHub for Sasva Hackathon Repo Access.

- 1) Member who are nominated as Team leaders in Hackathon for Individual teams, Please do [SSO](#) into Persistent GitHub account to access the repository. Please note you will be able to access GitHub repository on Persistent managed devices only.
- 2) Once logged in request you access Sasva Hackathon 2025 repository link [Sasva Hackathon](#) to create branch.

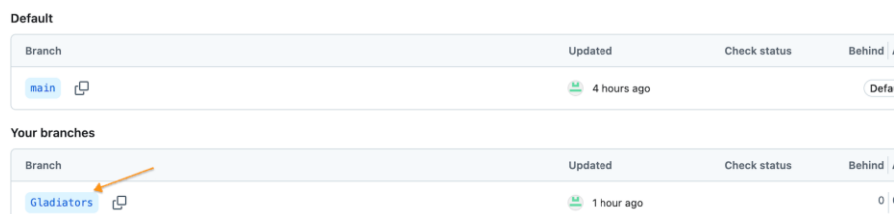


- 3) Team leaders need to create branches under Sasva Hackathon repository to check-in their code during Hackathon event. Leaders to use Unique name for branch.

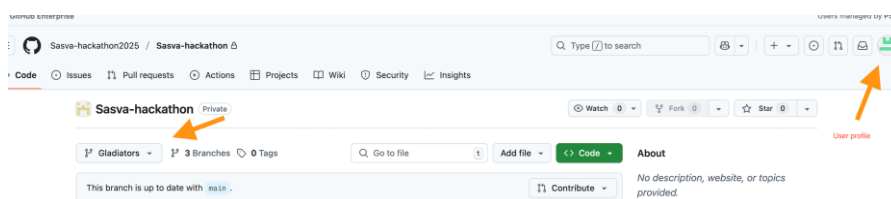
Click Sasva-hackathon → Branches → New branch ( Example:- (Gladiators) )



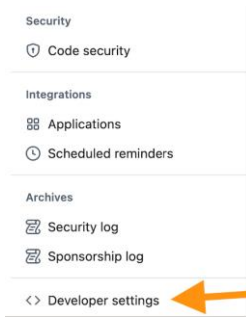
- 4) For creation of access token, Team leads should click on newly created unique branch name under branches.



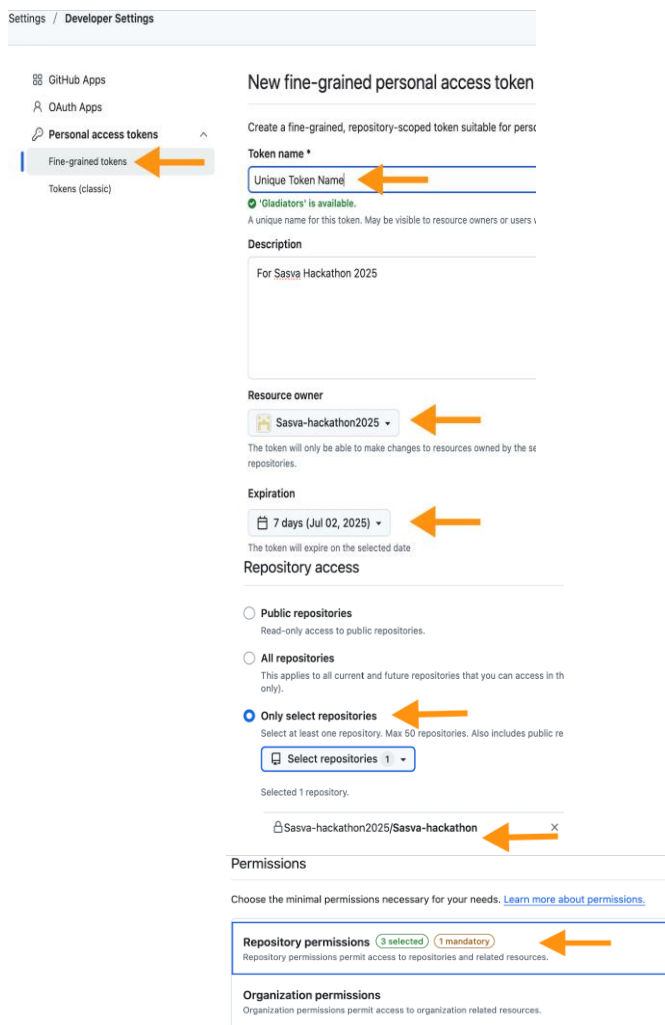
- 5) Click on user profile.



6) In profile section select settings → Developer settings ( bottom left corner of screen)



7) Under Developer settings fill-in the information to generate Token.



Under Repository permission select below options.

